PLAN No 958

FOR THE IMPROVEMENT OF

BARTON STREET

BETWEEN

SIERRA WAY AND MOUNTAIN VIEW AVENUE

IN THE

CITY OF SAN BERNARDINO CALIFORNIA

Nov 1927.

W. P. BURRITT
CITY ENGINEER

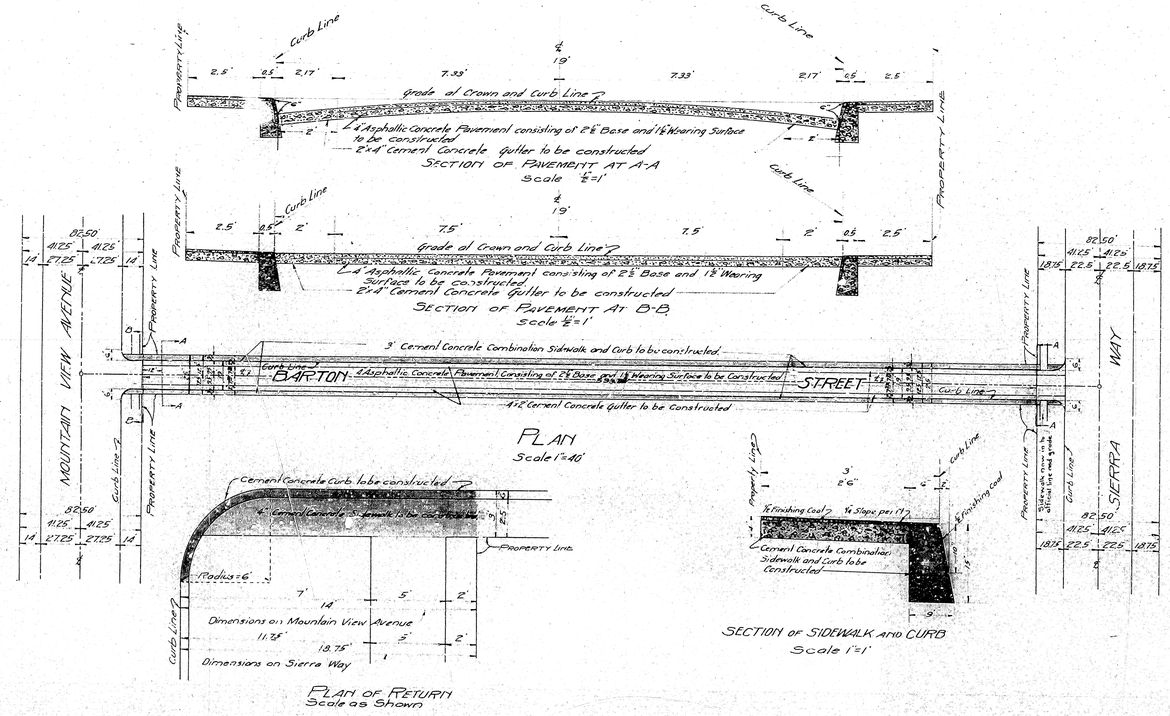

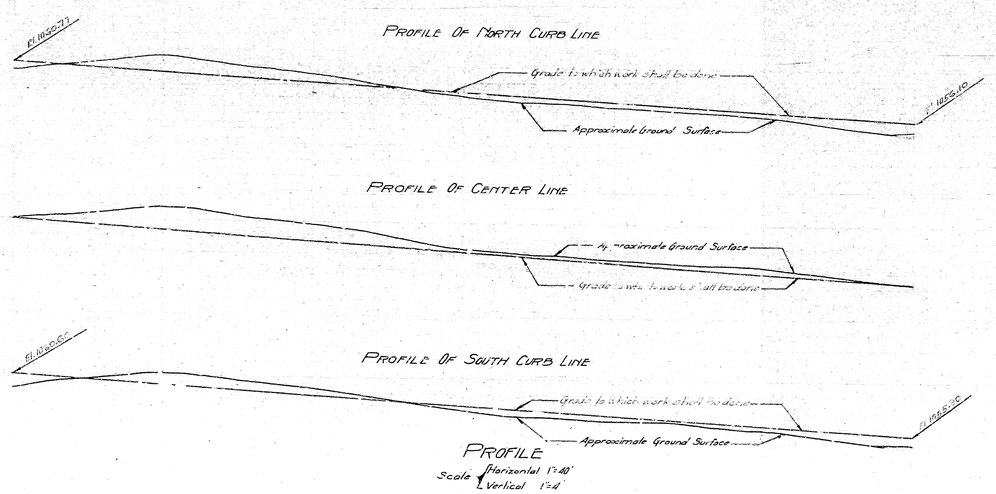

LEGEND

"or in. means inch or inches
'or ft. means foot or feet
℄ means Center line
El. means Elevation
No. means Number
Asphaltic Concrete Pavement to be constructed shown on Plan thus — in Section thus
Cement Concrete Sidewalk to be constructed shown on Plan thus — in Section thus
Cement Concrete Curb to be constructed shown on Plan thus — in Section thus
Cement Concrete Gutter to be constructed shown on Plan thus — in Section thus

GRADE ORDINANCE

Grade of Barton Street established by Ordinance No 841, Dated 11/15/1921.

Note- All elevations shown in Red ink are in feet and above a plane which is 1045.2271 below the City Bench Mark as established by Ordinance No 303. City of San Bernardino, California.

PROFILE LEGEND

Black Line shows Approximate Ground Surface
Red Line shows grade to which work shall be done

Note- ½" Expansion Joints to be placed in Sidewalk, Curb and Gutter at intervals of approximately 75 feet.

PLAN ADOPTED - DECEMBER 19 1927

PLAN No 958

FOR THE IMPROVEMENT OF

BARTON STREET

BETWEEN

SIERRA WAY AND MOUNTAIN VIEW AVENUE

IN THE

CITY OF SAN BERNARDINO CALIFORNIA

Nov 1927.

W. P. BURRITT
CITY ENGINEER

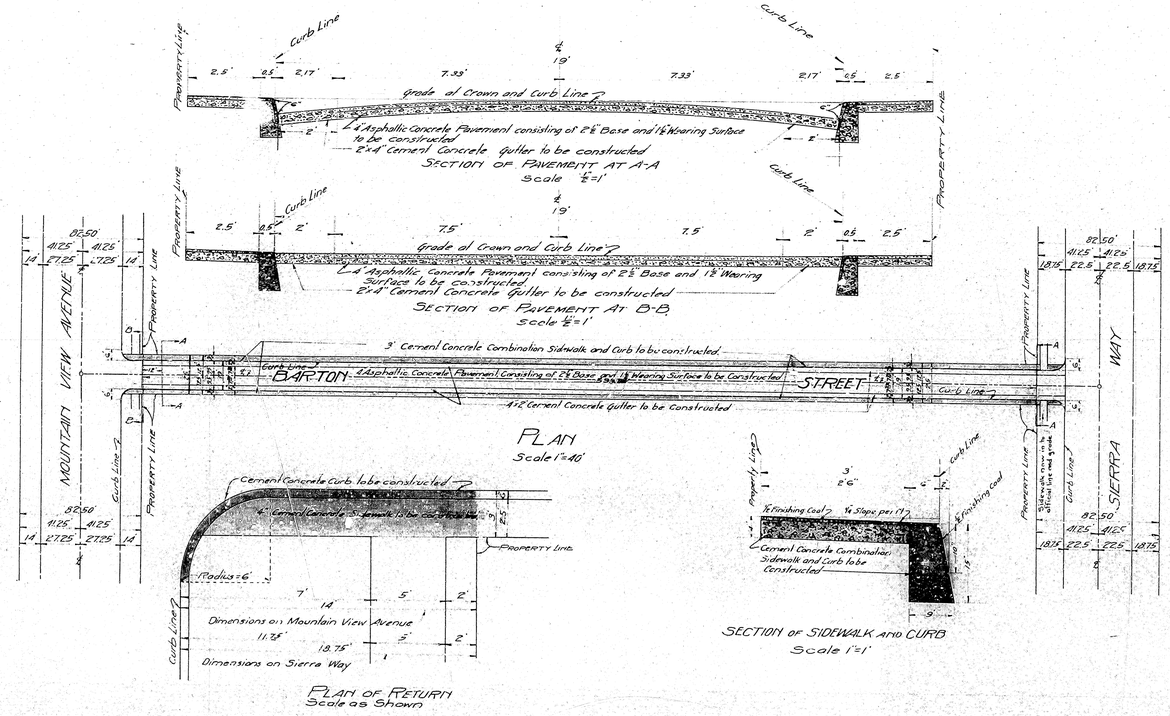

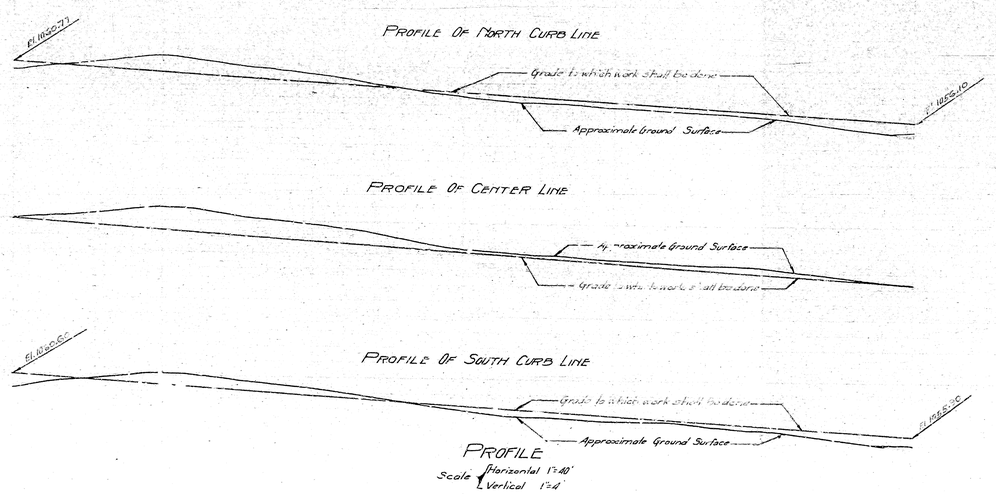

LEGEND

"or in. means inch or inches
'or ft. means foot or feet
℄ means Center line
El. means Elevation
No. means Number
Asphaltic Concrete Pavement to be constructed shown on Plan thus — in Section thus
Cement Concrete Sidewalk to be constructed shown on Plan thus — in Section thus
Cement Concrete Curb to be constructed shown on Plan thus — in Section thus
Cement Concrete Gutter to be constructed shown on Plan thus — in Section thus

GRADE ORDINANCE

Grade of Barton Street established by Ordinance No 841, Dated 11/15/1921.

Note- All elevations shown in Red ink are in feet and above a plane which is 1045.2271 below the City Bench Mark as established by Ordinance No 303. City of San Bernardino, California.

PROFILE LEGEND

Black Line shows Approximate Ground Surface
Red Line shows grade to which work shall be done

Note- ½" Expansion Joints to be placed in Sidewalk, Curb and Gutter at intervals of approximately 75 feet.

PLAN ADOPTED - DECEMBER 19 1927